

Now Yesterday

Search:

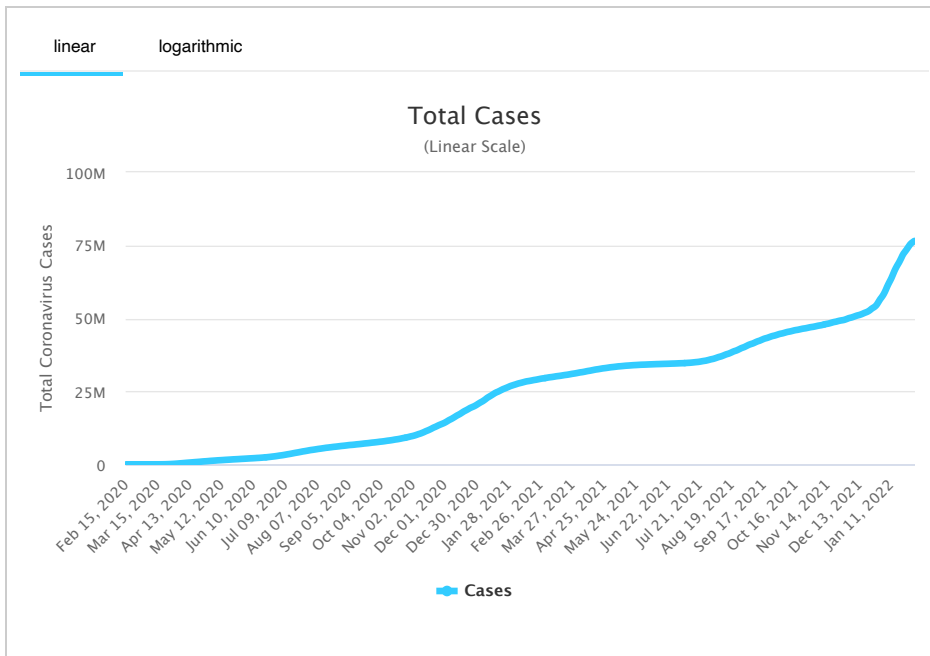
#	USA State	Total Cases	New Cases	Total Deaths	New Deaths	Total Recovered	Active Cases	Tot Cases/ 1M pop	Deaths/ 1M pop	Total Tests
	USA Total	76,516,202		913,924		46,647,029	28,955,249	231,165	2,761	906,016
1	California (/coronavirus/usa/california/)	8,142,456		80,495		N/A	N/A	206,074	2,037	137,616
2	Texas (/coronavirus/usa/texas/)	6,314,187		80,057		N/A	N/A	217,762	2,761	57,316
3	Florida (/coronavirus/usa/florida/)	5,604,055		65,271		3,678,818	1,859,966	260,924	3,039	51,616
4	New York (/coronavirus/usa/new-york/)	4,954,148		65,524		2,649,362	2,239,262	254,665	3,368	97,016
5	Illinois (/coronavirus/usa/illinois/)	2,929,636		34,853		2,086,975	807,808	231,193	2,750	51,316
6	Pennsylvania (/coronavirus/usa/pennsylvania/)	2,667,166		40,836		N/A	N/A	208,340	3,190	24,016
7	Ohio (/coronavirus/usa/ohio/)	2,586,903		33,537		2,278,626	274,740	221,309	2,869	21,016
8	North Carolina (/coronavirus/usa/north-carolina/)	2,430,556		20,817		2,149,838	259,901	231,745	1,985	24,516
9	Georgia (/coronavirus/usa/georgia/)	2,378,278		33,053		1,599,211	746,014	223,998	3,113	21,916
10	Michigan (/coronavirus/usa/michigan/)	2,258,465		32,263		1,421,905	804,297	226,144	3,231	22,716
11	New Jersey (/coronavirus/usa/new-jersey/)	2,115,305		31,557		1,254,551	829,197	238,151	3,553	17,116
12	Arizona (/coronavirus/usa/arizona/)	1,878,211		26,345		1,385,607	466,259	258,041	3,619	17,516
13	Tennessee (/coronavirus/usa/tennessee/)	1,872,718		22,620		N/A	N/A	274,223	3,312	11,616
14	Indiana (/coronavirus/usa/indiana/)	1,629,098		21,487		1,327,864	279,747	241,985	3,192	18,316
15	Massachusetts (/coronavirus/usa/massachusetts/)	1,614,642		22,164		N/A	N/A	234,261	3,216	39,116
16	Virginia (/coronavirus/usa/virginia/)	1,551,705		16,252		N/A	N/A	181,794	1,904	17,616
17	Wisconsin (/coronavirus/usa/wisconsin/)	1,520,640		12,453		N/A	N/A	261,169	2,139	14,616

18	South Carolina (/coronavirus/usa/south-carolina/)	1,389,266	15,508	903,871	469,887	269,828	3,012	14,9
19	Washington (/coronavirus/usa/washington/)	1,337,081	10,846	N/A	N/A	175,588	1,424	10,7
20	Missouri (/coronavirus/usa/missouri/)	1,335,044	17,508	850,333	467,203	217,525	2,853	13,6
21	Minnesota (/coronavirus/usa/minnesota/)	1,291,905	11,607	1,285,255	-4,957	229,076	2,058	18,0
22	Colorado (/coronavirus/usa/colorado/)	1,256,557	11,616	741,224	503,717	218,200	2,017	15,9
23	Alabama (/coronavirus/usa/alabama/)	1,223,896	17,146	N/A	N/A	249,612	3,497	6,9
24	Louisiana (/coronavirus/usa/louisiana/)	1,174,941	15,744	N/A	N/A	252,741	3,387	13,7
25	Kentucky (/coronavirus/usa/kentucky/)	1,169,097	12,975	N/A	N/A	261,679	2,904	12,7
26	Oklahoma (/coronavirus/usa/oklahoma/)	979,349	12,044	N/A	N/A	247,500	3,044	5,1
27	Maryland (/coronavirus/usa/maryland/)	956,780	13,532	N/A	N/A	158,258	2,238	17,9
28	Utah (/coronavirus/usa/utah/)	888,368	4,138	701,013	183,217	277,099	1,291	8,9
29	Arkansas (/coronavirus/usa/arkansas/)	781,396	9,667	714,109	57,620	258,929	3,203	6,3
30	Iowa (/coronavirus/usa/iowa/)	771,360	8,501	554,515	208,344	244,483	2,694	8,2
31	Mississippi (/coronavirus/usa/mississippi/)	731,667	11,044	572,098	148,525	245,844	3,711	5,5
32	Kansas (/coronavirus/usa/kansas/)	730,670	7,536	505,142	217,992	250,804	2,587	2,2
33	Connecticut (/coronavirus/usa/connecticut/)	700,640	9,908	485,281	205,451	196,517	2,779	14,5
34	Nevada (/coronavirus/usa/nevada/)	659,036	9,012	470,701	179,323	213,962	2,926	6,5
35	Oregon (/coronavirus/usa/oregon/)	638,823	6,124	400,162	232,537	151,461	1,452	9,8
36	New Mexico (/coronavirus/usa/new-mexico/)	481,852	6,473	344,917	130,462	229,800	3,087	6,3
	West Virginia	448,922	5,778	430,300	12,844	250,494	3,224	5,4

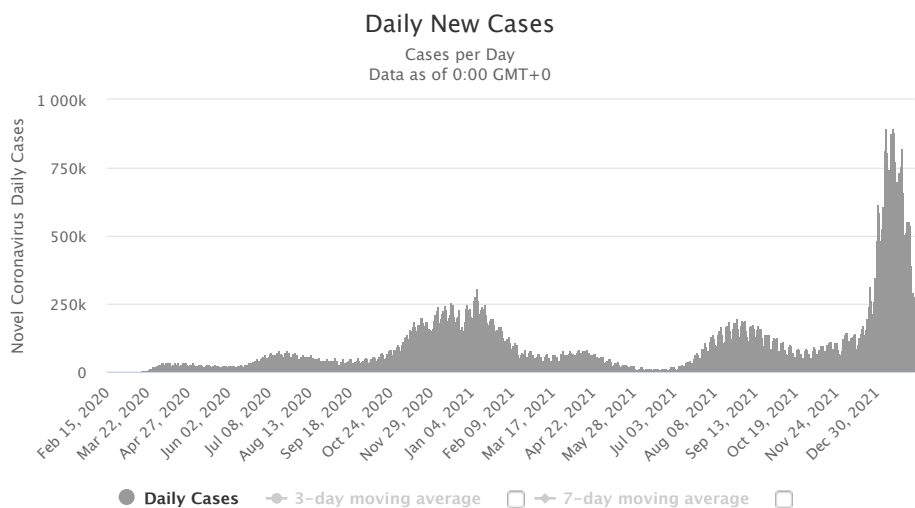
37	(/coronavirus/usa/west-virginia/)									
38	Nebraska (/coronavirus/usa/nebraska/)	441,456		3,705		N/A	N/A	228,212	1,915	4,9
39	Idaho (/coronavirus/usa/idaho/)	382,466		4,425		142,657	235,384	214,019	2,476	2,6
40	Rhode Island (/coronavirus/usa/rhode-island/)	344,841		3,329		N/A	N/A	325,518	3,142	7,2
41	New Hampshire (/coronavirus/usa/new-hampshire/)	277,355		2,223		266,028	9,104	203,981	1,635	4,2
42	Delaware (/coronavirus/usa/delaware/)	248,447		2,544		189,118	56,785	255,141	2,613	9
43	Montana (/coronavirus/usa/montana/)	243,133		3,016		222,790	17,327	227,487	2,822	2,5
44	South Dakota (/coronavirus/usa/south-dakota/)	228,169		2,660		194,950	30,559	257,917	3,007	2,0
45	North Dakota (/coronavirus/usa/north-dakota/)	225,508		2,107		218,084	5,317	295,918	2,765	6
46	Hawaii (/coronavirus/usa/hawaii/)	220,356		1,181		N/A	N/A	155,633	834	3,2
47	Alaska (/coronavirus/usa/alaska/)	209,564		1,052		146,014	62,498	286,468	1,438	3,9
48	Maine (/coronavirus/usa/maine/)	175,759		1,751		N/A	N/A	130,752	1,303	4,5
49	Wyoming (/coronavirus/usa/wyoming/)	147,305		1,650		140,431	5,224	254,519	2,851	1,3
50	District Of Columbia (/coronavirus/usa/district-of-columbia/)	130,949		1,290		N/A	N/A	185,546	1,828	2,9
51	Vermont (/coronavirus/usa/vermont/)	104,837		542		68,030	36,265	168,011	869	3,2
52	Puerto Rico	457,641		3,867		223,447	230,327	135,119	1,142	3,7
53	Guam	33,108		294		26,866	5,948			3
54	United States Virgin Islands	14,903		101		14,329	473			3
55	Northern Mariana Islands	5,062		23		4,185	854			
56	American Samoa	4				4	0			
57	Veteran Affairs	575,977		19,292		508,394	48,291			6,6
58	US Military	537,357		665		445,925	90,767			
59	Federal Prisons	66,945		291		N/A	N/A			1:

60	Navajo Nation	50,070	1,618	46,621	1,831			4
61	Grand Princess Ship	122	7	115	0			
62	Wuhan Repatriated	3		3	0			
63	Diamond Princess Ship	46		46	0			
	Total:	76,516,202	913,924	46,647,029	28,955,249	231,165	2,761	906,0

Total Coronavirus Cases in the United States

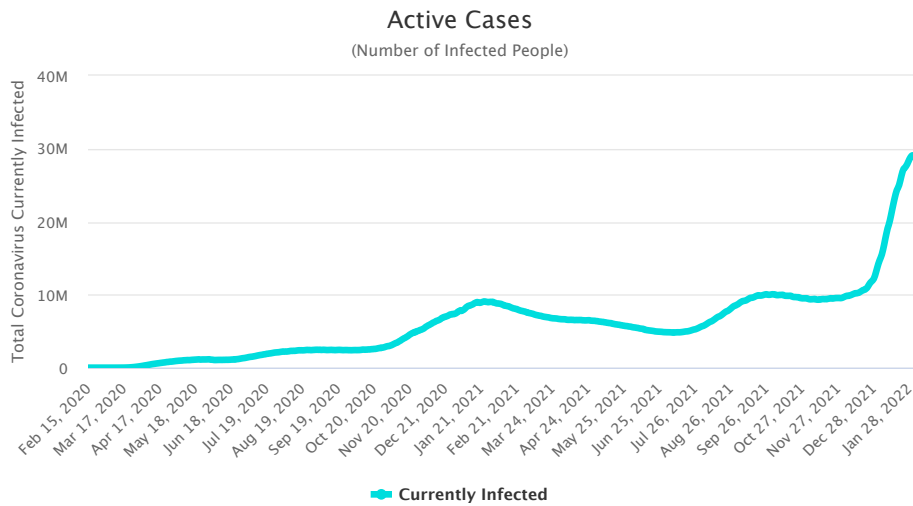


Daily New Cases in the United States

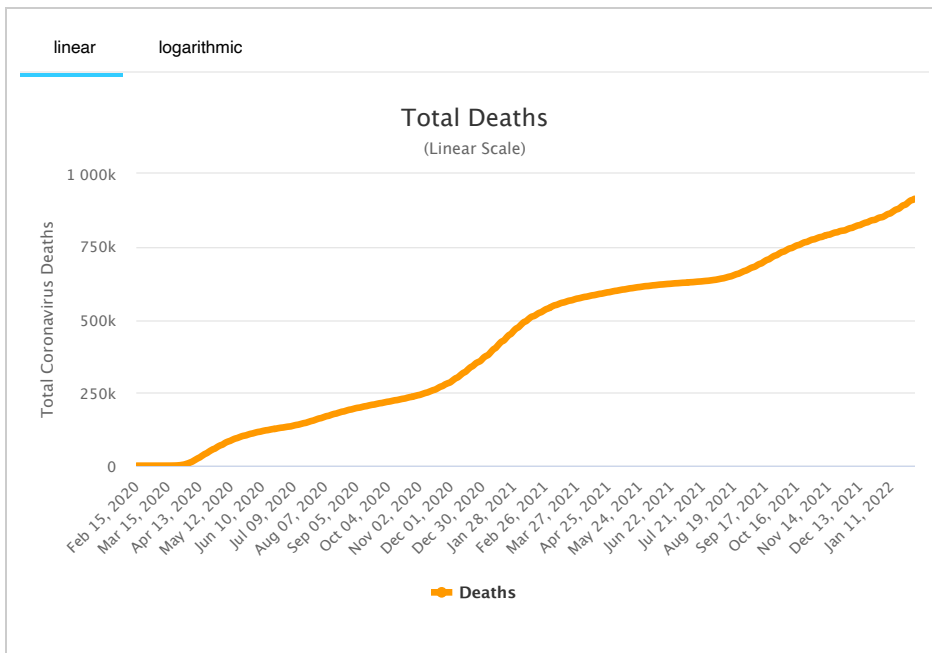


See also: [Daily Deaths Graph](#)

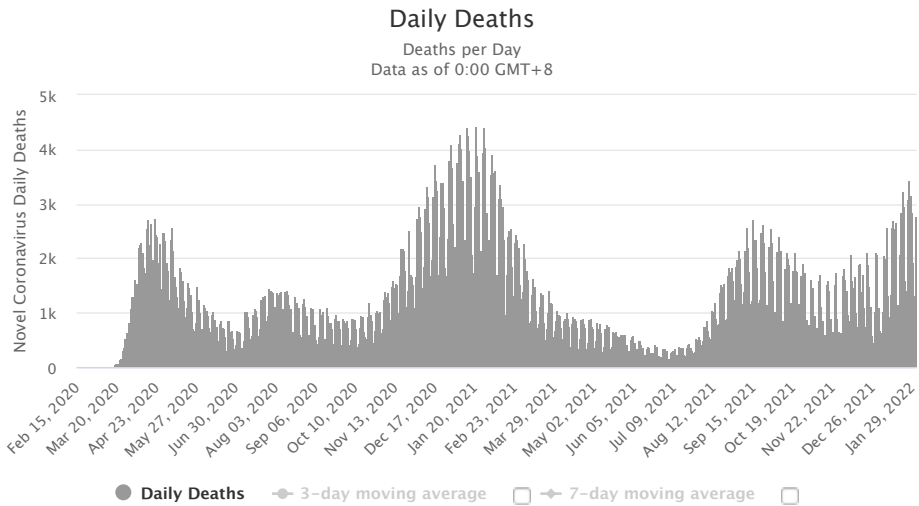
Active Cases in the United States



Total Coronavirus Deaths in the United States



Daily New Deaths in the United States



See also: [Daily Cases Graph](#)

Latest News

February 1 (GMT)

Updates

- 264,693 new cases and 2,780 new deaths in [the United States \(/coronavirus/country/us/\)](#)

January 31

January 30

January 29

January 28

January 27

[View More News](#)

Historical account of the initial stages of the epidemic in the United States

Content:

- First 20 cases in the United States
- Progression of first suspected cases
- Timeline of initial events
- Sources for the historical account

First 20 cases in the United States

Information collected on the first 20 domestic cases (not including repatriated cases and Diamond Princess cruise ship evacuee cases) is presented in the table below:

State	Cases	Sex	Age	Date	Case #	Location	Source
Oregon	1			Feb. 29	17 th	Washington C.	
Washington	2			Feb. 29	18, 19 th		
	1	M	30s	Jan. 21	1 st	Snohomish	[7]
Illinois	1			Mar. 1	20 th		
	1	M	60s	Jan. 30	6 th	Chicago	[12]
	1	F	60s	Jan. 24	2 nd	Chicago	[8]
California	2	unkn.	unkn.	Jan. 26	3 rd , 4 th	Orange C., L.A.	[9]
	1	M	adult	Jan. 31	7 th	Santa Clara C.	[17][18]
	1	F	unkn.	Feb. 2	9 th	Santa Clara C.	
	1	M	57	Feb. 2	10 th	San Benito C.	
	1	F	57	Feb. 2	11 th	San Benito C.	
	1		65	Feb. 28	16 th	Santa Clara C.	
	1			Feb. 21	13 th	Humboldt C.	
	1			Feb. 21	14 th	Sacramento C.	
	1			Feb. 26	15 th	[Northern California]	
Massachusetts	1	M	20s	Feb. 1	8 th	Boston	[16]
Arizona	1	unkn.	student	Jan. 26	5 th	Maricopa County	
Wisconsin	1			Feb. 5	12 th	Madison	

Patients Under Investigation (PUI) in the United States

CDC in the early stages released information regarding the number of cases and people under investigation that was updated regularly on Mondays, Wednesdays, and Fridays. Below we provide the historical reports that we were able to gather in order to track the progression in the number of suspected cases and US states involved through time in the initial stages

As of Feb. 10:

<i>Number of U.S. States with PUI</i>	<i>36</i>
Positive	12
Negative	318
Pending (specimens awaiting testing)	68
TOTAL	398

As of Feb. 7:

<i>Number of U.S. States with PUI</i>	<i>36</i>
Positive	12
Negative	225
Pending (specimens awaiting testing)	100
TOTAL	337

As of Feb. 5:

<i>Number of U.S. States with PUI</i>	<i>36</i>
Positive	11
Negative	206
Pending (specimens awaiting testing)	76
TOTAL	293

As of Feb. 3:

<i>Number of U.S. States with PUI</i>	<i>36</i>
Positive	11
Negative	167
Pending (specimens awaiting testing)	82
TOTAL	260

As of January 31:

<i>Number of U.S. States with PUI</i>	<i>36</i>
Positive	6
Negative	114
Pending (specimens awaiting testing)	121
TOTAL	241

Previously, as of January 29, there were 92 suspected cases awaiting testing.

--	--

Number of U.S. States with PUI	36
Positive	5
Negative	68
Pending (specimens awaiting testing)	92
TOTAL	165

Timeline of Events

-  On January 31, HHS declared Coronavirus a Public Health Emergency in the US (<https://www.hhs.gov/about/news/2020/01/31/secretary-azar-declares-public-health-emergency-us-2019-novel-coronavirus.html>)
As of Jan. 31, the Wuhan coronavirus is officially a public health emergency in the United States, Alex Azar, secretary of the US Department of Health and Human Services (HHS), announced at a White House press briefing.
-  On Jan. 31, the U.S. Centers for Disease Control and Prevention (CDC) **issued a federal quarantine for 14 days** affecting the 195 American evacuees from Wuhan, China. Starting Sunday, Feb. 2, U.S. citizens, permanent residents and immediate family who have visited China's Hubei province will undergo a **mandatory 14 days quarantine** and, if they have visited other parts of China, they would be screened at airports and asked to self-quarantine for 14 days. The last time the CDC had issued a quarantine was over 50 years ago in the 1960s, for smallpox.
-  President Donald Trump signed an order on Jan. 31 for the U.S. to **deny entry to foreign nationals who traveled to China** within the preceding two weeks, aside from the immediate family of U.S. citizens.
- On Jan. 30, the CDC had confirmed the **first case of person to person transmission in the U.S.:** ^[12] the husband of the Chicago, Illinois case who had returned from Wuhan, China on Jan. 13 and who tested positive for the virus on Jan. 24).
- CDC stated on Jan. 30 that "It is likely there will be more cases of 2019-nCoV reported in the U.S. in the coming days and weeks, including more person-to-person spread."^[12]
- The virus had been confirmed in **5 states**.
- On Jan. 31, **New York City** health officials vehemently denied the rumor regarding a coronavirus case in the city. ^[13] On Feb. 1, however, the city's health commissioner did report that there was a test being performed on a person under 40 who had returned from China, developed matching symptoms, and tested negative to the seasonal flu.
- Most US patients had recently visited Wuhan.**
- All of the first five U.S. cases were described as **mild**.
- A study on the first US case of novel coronavirus detailed mild symptoms followed by pneumonia (https://www.cnn.com/2020/01/31/health/washington-coronavirus-study-nejm/index.html?utm_term=link&utm_medium=social&utm_content=2020-02-01T00)

U.S. Airlines suspended ALL flights between the U.S. and China

On Friday, January 31, Delta, American and United announced they would temporarily suspend all of their mainland China flights in response to the coronavirus outbreak.^[14]

Prior to this January 31 announcement:

- UNITED AIRLINES**
on Jan. 28 had announced it would cut 24 flights between the U.S. and China for the first week of February.
- AMERICAN AIRLINES**

on Jan. 29 had announced it would suspend flights from Los Angeles to Shanghai and Beijing from Feb. 9 through March 27, 2020. It will maintain its flight schedules (10 daily A/R) from Dallas-Fort Worth to Shanghai and Beijing, as well as from Los Angeles and Dallas-Fort Worth to Hong Kong.

- **DELTA**

had not adjusted its schedule of direct flights from the U.S. to China. It is the only airline with direct flights to not take action so far.

The White House was considering issuing a ban on flights between the United States and China, as of late Jan. 28^[11]. Italy has announced on January 31 that it was suspending all flights to and from China following the first 2 cases of coronavirus in Italy.

Travel Alert: Do Not Travel to China

- The U.S. State Department on January 30 issued a **Level 4: Do Not Travel to China Alert** (<https://travel.state.gov/content/travel/en/traveladvisories/traveladvisories/china-travel-advisory.html>) ^[4] (the highest level of alert).
- Previously, on January 29, the advisory was set at a lower "Level 3: Reconsider Travel" advising not to travel to Hubei Province: (Level 4) and reconsider travel to the remainder of China (Level 3).
- The CDC on Jan. 28 issued a Level 3 Warning (<https://wwwnc.cdc.gov/travel/notices/warning/novel-coronavirus-china>), recommending that travelers **avoid all nonessential travel to China** ^[5].

Screening incoming passengers at 20 airports in the U.S.

On January 17, the CDC announced that 3 airports in the United States would begin screening incoming passengers from China: SFO, JFK, and LAX ^[6] Other 2 airports were added subsequently, and on January 28, the U.S. Department of Health and Human Services (HHS) announced that 15 additional U.S. airports (bringing the total to 20) would begin screening incoming travelers from China.

Below is the complete list of airports where screening for the 2019 Novel Coronavirus (2019-nCoV) is in place:

- Los Angeles International (LAX)
- San Francisco International (SFO)
- Chicago O'Hare
- New York JFK
- Atlanta Hartsfield-Jackson International
- Houston George Bush Intercontinental
- Dallas-Fort Worth International
- San Diego International
- Seattle-Tacoma International
- Honolulu International
- Anchorage Ted Stevens International
- Minneapolis-St. Paul International
- Detroit Metropolitan
- Miami International
- Washington Dulles International

- Philadelphia International
- Newark Liberty International
- Boston Logan International
- El Paso International
- Puerto Rico's San Juan Airport

Sources for the historical account

1. Novel Coronavirus (2019-nCoV) situation reports (<https://www.who.int/emergencies/diseases/novel-coronavirus-2019/situation-reports/>) - World Health Organization (<https://www.who.int/>) (WHO)
2. 2019 Novel Coronavirus (2019-nCoV) in the U.S (<https://www.cdc.gov/coronavirus/2019-ncov/cases-in-us.html>) - U.S. Centers for Disease Control and Prevention (<https://www.cdc.gov/>) (CDC)
3. Symptoms of Novel Coronavirus (2019-nCoV) (<https://www.cdc.gov/coronavirus/2019-ncov/about/symptoms.html>) - CDC
4. China Travel Advisory (<https://travel.state.gov/content/travel/en/traveladvisories/traveladvisories/china-travel-advisory.html>) - U.S. State Department, accessed January 31, 2020.
5. Novel Coronavirus in China - Warning - Level 3, Avoid Nonessential Travel (<https://wwwnc.cdc.gov/travel/notices/warning/novel-coronavirus-china>) - CDC, January 28, 2020.
6. Public Health Screening to Begin at 3 U.S. Airports for 2019 Novel Coronavirus ("2019-nCoV") (<https://www.cdc.gov/media/releases/2020/p0117-coronavirus-screening.html>) - CDC January 17, 2020
7. First Travel-related Case of 2019 Novel Coronavirus Detected in United States (<https://www.cdc.gov/media/releases/2020/p0121-novel-coronavirus-travel-case.html>) - CDC, January 21, 2020
8. Second Travel-related Case of 2019 Novel Coronavirus Detected in United States (<https://www.cdc.gov/media/releases/2020/p0124-second-travel-coronavirus.html>) - CDC, January 24, 2020
9. CDC confirms additional cases of 2019 Novel Coronavirus in United States (<https://www.cdc.gov/media/releases/2020/s0126-coronavirus-new-cases.html>) - CDC, January 26, 2020
10. 2019 Novel Coronavirus (2019-nCoV) in the U.S. (<https://www.cdc.gov/coronavirus/2019-ncov/cases-in-us.html>) - CDC, Updated January 29, 2020
11. White House considers ban on flights to China amid coronavirus outbreak (<https://eu.usatoday.com/story/travel/news/2020/01/28/white-house-considers-ban-china-flights-amid-coronavirus-outbreak/4602839002/>) - USA Today, Jan. 28, 2020
12. CDC Confirms Person-to-Person Spread of New Coronavirus in the United States (<https://www.cdc.gov/media/releases/2020/p0130-coronavirus-spread.html>) - CDC Press Release, Jan. 30, 2020
13. NYC Officials Deny Report Of Coronavirus Amid Confusion (<https://www.forbes.com/sites/sergeiklebnikov/2020/01/31/nyc-officials-deny-report-of-coronavirus-amid-confusion/#351e47b5652c>) - Forbes, Jan. 31, 2020
14. Delta, American, United to suspend all China mainland flights as coronavirus crisis grows (<https://eu.usatoday.com/story/travel/2020/01/31/coronavirus-china-flight-ban-delta-cuts-all-flights-white-house/4620989002/>) - USA Today, Jan. 31, 2020
15. Secretary Azar Declares Public Health Emergency for United States for 2019 Novel Coronavirus (<https://www.hhs.gov/about/news/2020/01/31/secretary-azar-declares-public-health-emergency-us-2019-novel-coronavirus.html>) - U.S. Department of Health and Human Services (HHS), Jan. 31, 2020
16. Man returning from Wuhan, China is first case of 2019 Novel Coronavirus confirmed in Massachusetts (<https://www.mass.gov/news/man-returning-from-wuhan-china-is-first-case-of-2019-novel-coronavirus-confirmed-in>) - Massachusetts Department of Public Health, Feb. 1, 2020
17. County of Santa Clara Public Health Department Reports First Case of Novel (new) Coronavirus (<https://www.sccgov.org/sites/phd/news/Pages/novel-coronavirus-1-31-2020.aspx>) - Santa Clara County Public Health, Jan. 31, 2020
18. Coronavirus: First case confirmed in Santa Clara County (<https://www.mercurynews.com/2020/01/31/santa-clara-coronavirus/>) - Mercury News, Jan. 31, 2020

worldometer (/)

[about \(/about/\)](#) | [faq \(/faq/\)](#) | [languages \(/languages/\)](#) | [contact \(/contact/\)](#) | [report coronavirus cases \(/report_us/\)](#)

 ([newsletter-subscribe/](#))  (<https://twitter.com/Worldometers>)  (<https://www.facebook.com/Worldometers.info>)

© Copyright Worldometers.info - All rights reserved - [Disclaimer & Privacy Policy \(/disclaimer/\)](#)